

The Sagnac Experiment analyzed with the “Emission & Regeneration” UFT

Oswaldo Domann

odomann@yahoo.com

Last revision December 2015

(This paper is an extract of [10] listed in section Bibliography.)

Copyright. All rights reserved.

Abstract

The results of the Sagnac experiment analyzed with the Standard Model (SM) are not compatible with Special Relativity and are easily explained with non relativistic equations assuming that light moves with light speed independent of its source.

The Sagnac results analyzed with the “Emission & Regeneration” UFT [10] present no incompatibilities within the theory. The theory is based on an approach where subatomic particles such as electrons and positrons are modeled as focal points in space of rays of Fundamental Particles (FPs) that move from infinite to infinite, FPs where the energy of the electron or positron is stored as rotations defining longitudinal and transversal angular momenta (fields). Interaction laws between angular momenta of fundamental particles are postulated in that way, that the basic laws of physics (Coulomb, Ampere, Lorentz, Maxwell, Gravitation, bending of particles and interference of photons, Bragg, etc.) can be derived from the postulates. This methodology makes sure, that the approach is in accordance with the basic laws of physics, in other words, with well proven experimental data.

The “Emission & Regeneration” UFT postulates that light is emitted with light speed relative to the emitting source. Light is absorbed by level electrons of optical lenses and electric antennas of the measuring instruments and subsequently emitted with light speed relative to their nuclei, explaining the constancy of light speed in all inertial frames.

Relativity derived in the frame of the “E & R” UFT has absolute time and absolute space resulting in a theory without paradoxes.

1 Emission Theory.

The assumption of our standard model that light moves with light speed c independent of the emitting source induces the existence of an absolute reference frame or ether, but at the same time the model is not compatible with such absolute frames.

The objections made by Willem de Sitter in 1913 about Emission Theories based on a star in a double star system, is based on a representation of light as a continuous wave and not as bursts of sequences of FPs with opposed transversal angular momenta with equal length L . The concept is shown in Fig 1.

In the quantized representation photons with speeds $c + v$ and $c - v$ may arrive simultaneously at the measuring equipment placed at C showing the two Doppler spectral lines corresponding to the red and blue shifts in accordance with Kepler's laws of motion. No bizarre effects, as predicted by Willem de Sitter, will be seen because photons of equal length L and λ with speeds $c + v$ and $c - v$ are detected independently by the measuring instrument giving well defined lines corresponding to the Doppler effect.

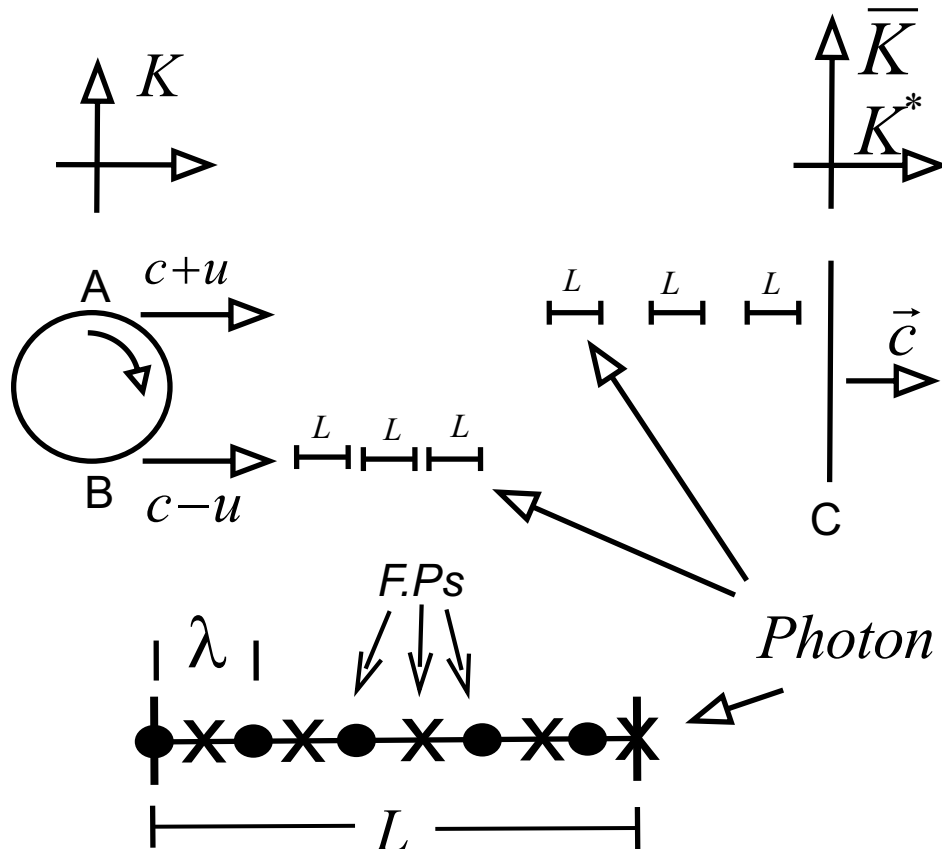


Figure 1: Emission Theory.

Fig 1 shows how bursts of Fundamental Particles (FPs) with opposed angular mo-

menta (photons) emitted with light speed c by a star in a double star system, travel from frame K to frames \bar{K} and K^* with speeds $c + u$ from A and $c - u$ from B. When they arrive at the measuring instruments at C, the transformations to the frames \bar{K} and K^* take place and the photons are emitted with the speed of light c relative to these frames explaining the constancy of the light speed in inertial frames.

The emission time of photons from **isolated** atoms is approximately $\tau = 10^{-8}$ s what gives a length for the wave train of $L = c \tau = 3$ m. The total energy of the emitted photon is $E_t = h \nu_t$ and the wavelength is $\lambda_t = c/\nu_t$. We have defined that the photon is composed of a train of FPs with alternated angular momenta where the distance between two consecutive FPs is equal $\lambda_t/2$. The number of FPs that build the photon is therefore $L/(\lambda_t/2)$ and we get for the energy of one FP

$$E_{FP} = \frac{E_t \lambda_t}{2 L} = \frac{h}{2 \tau} = 3.313 \cdot 10^{-26} \text{ J} = 2.068 \cdot 10^{-7} \text{ eV} \quad (1)$$

and for the angular frequency of the angular momentum h

$$\nu_{FP} = \frac{E_{FP}}{h} = \frac{1}{2 \tau} = 5 \cdot 10^7 \text{ s}^{-1} \quad (2)$$

The “Emission & Regeneration” UFT is based on a modern physical description of nature postulating that

- photons are emitted with light speed c relative to their source
- photons emitted with c in one frame that moves with the speed v relative to a second frame, arrive to the second frame with speed $c \pm v$.
- photons with speed $c \pm v$ are reflected with c relative to the reflecting surface
- photons refracted into a medium with $n = 1$ move with speed c independent of the speed they had in the first medium with $n \neq 1$.

The concept is shown in Fig. 2

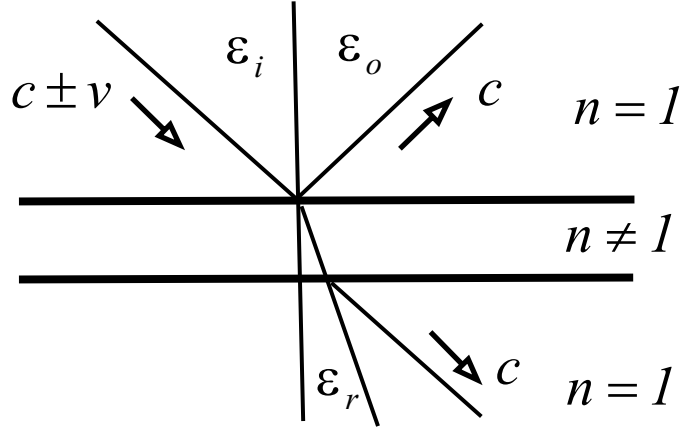


Figure 2: Light speed at reflections and refractions

2 Relativity based on absolute time and space.

Space and time are variables of our physical world that are intrinsically linked together. Laws that are mathematically described as independent of time, like the Coulomb and gravitation laws, are the result of repetitive actions of the time variations of linear momenta [10].

To arrive to the transformation equations Einstein made abstraction of the physical cause that makes that light speed is the same in all inertial frames. The transformation rules show time dilation and length contraction.

The Lorenz transformation applied on speed variables, as shown in the proposed approach, is formulated with absolute time and space for all frames and takes account of the physical cause of constancy of light speed in all inertial frames.

To show the difference between Einstein's approach and the proposed, we start with the formulation of the general Lorenz equation with space and time variables as shown in Fig. 3.

$$x^2 + y^2 + z^2 + (ic_o t)^2 = \bar{x}^2 + \bar{y}^2 + \bar{z}^2 + (ic_o \bar{t})^2 \quad (3)$$

For distances between two points eq. (3) writes now

$$(\Delta x)^2 + (\Delta y)^2 + (\Delta z)^2 + (ic_o \Delta t)^2 = (\Delta \bar{x})^2 + (\Delta \bar{y})^2 + (\Delta \bar{z})^2 + (ic_o \Delta \bar{t})^2 \quad (4)$$

The fact of equal light speed in all inertial frames is basically a speed problem and

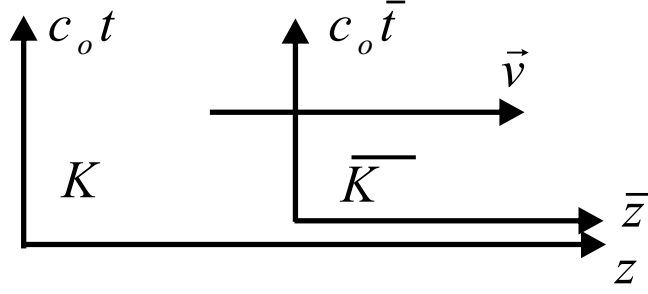


Figure 3: Transformation frames for **space-time** variables

not a space or time problem. Therefore, in the proposed approach, the Lorentz equation is formulated with speed variables and absolute time and space dividing eq. (4) through the **absolute time** $(\Delta t)^2$ and introducing the forth speed v_c .

$$v_x^2 + v_y^2 + v_z^2 + (iv_c)^2 = \bar{v}_x^2 + \bar{v}_y^2 + \bar{v}_z^2 + (i\bar{v}_c)^2 \quad (5)$$

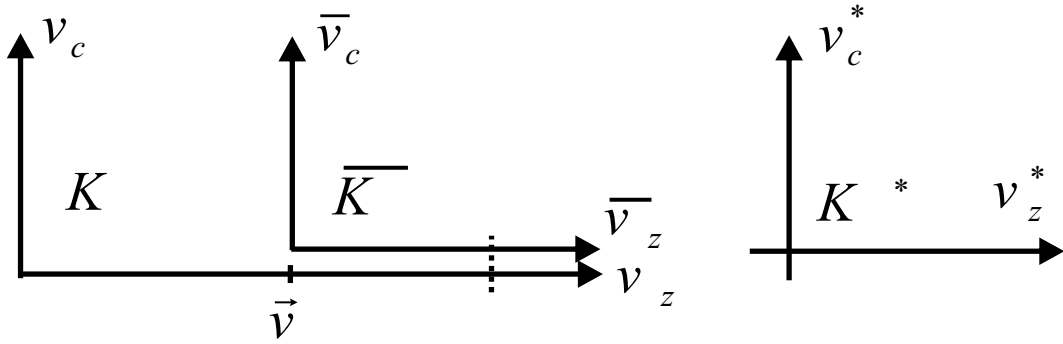


Figure 4: Transformation frames for **speed** variables

For the special Lorentz transformation with speed variables we get the following transformation rules between the frames K and \bar{K} :

$$\begin{aligned} \text{a)} \quad & \bar{v}_x = v_x & v_x &= \bar{v}_x \\ \text{b)} \quad & \bar{v}_y = v_y & v_y &= \bar{v}_y \\ \text{c)} \quad & \bar{v}_z = \frac{v_z - v}{\sqrt{1 - v^2/v_c^2}} & v_z &= \frac{\bar{v}_z + v}{\sqrt{1 - v^2/\bar{v}_c^2}} \\ \text{d)} \quad & \bar{v}_c = \frac{v_c - \frac{v}{v_c} v_z}{\sqrt{1 - v^2/v_c^2}} & v_c &= \frac{\bar{v}_c + \frac{v}{\bar{v}_c} \bar{v}_z}{\sqrt{1 - v^2/\bar{v}_c^2}} \end{aligned}$$

Frame \bar{K} is a virtual frame that gives the speeds \bar{v}_i to calculate the moment, energy, acceleration and current density of particles with rest mass, which are not linear functions of the real speed $v_z \pm v$.

According to the approach “Emission & Regeneration” Unified Field Theory [10] from the author, electromagnetic waves that arrive from moving frames with speeds different than light speed to measuring instruments like optical lenses or electric antennas, are absorbed by their atoms and subsequently emitted with light speed c_o in their own frames. To take account of the behaviour of light in measuring instruments an additional transformation is necessary.

In Fig 4 the instruments are placed in the frame K^* which is linked rigidly to the *virtual* frame \bar{K} and electromagnetic waves arrive from the frame K with the speed \bar{v}_z in the *virtual* frame \bar{K} . The potentiality of the virtual frame \bar{K} consists in that electromagnetic waves can move with all possible speeds in that frame.

The link between the frames K and \bar{K} is given by the wavelengths $\lambda = \bar{\lambda}$ which are invariant because there is **no length contraction**.

The frequencies of electromagnetic waves that pass from the virtual frame \bar{K} to the frame K^* are invariant resulting the following transformation rules between the frames:

$$\begin{array}{ll} K \rightarrow \bar{K} & \bar{K} \rightarrow K^* \\ \lambda = \bar{\lambda} & \bar{f} = f^* \end{array}$$

Note: All information about events in frame K are passed to the frames \bar{K} and K^* exclusively through the electromagnetic fields E and B that come from frame K . Therefore all transformations between the frames must be described as transformations of these fields, what is achieved through the invariance of the Maxwell wave equations. All known relativistic equations are derived with this approach but they have no transversal components [10].

3 Sagnac Experiment.

In the frame of our Standard Model (SM) the results of the Sagnac experiment are not compatible with Special Relativity and easily explained with non relativistic equations, but still assuming that light moves with light speed independent of its source.

The equations for the Sagnac experiment are now derived based on the emission, reflection and refraction postulates of the “E & R” UFT.

The concept is shown in Fig. 5

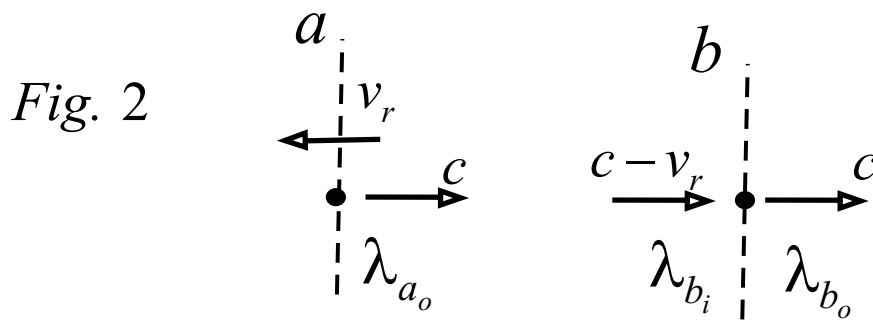
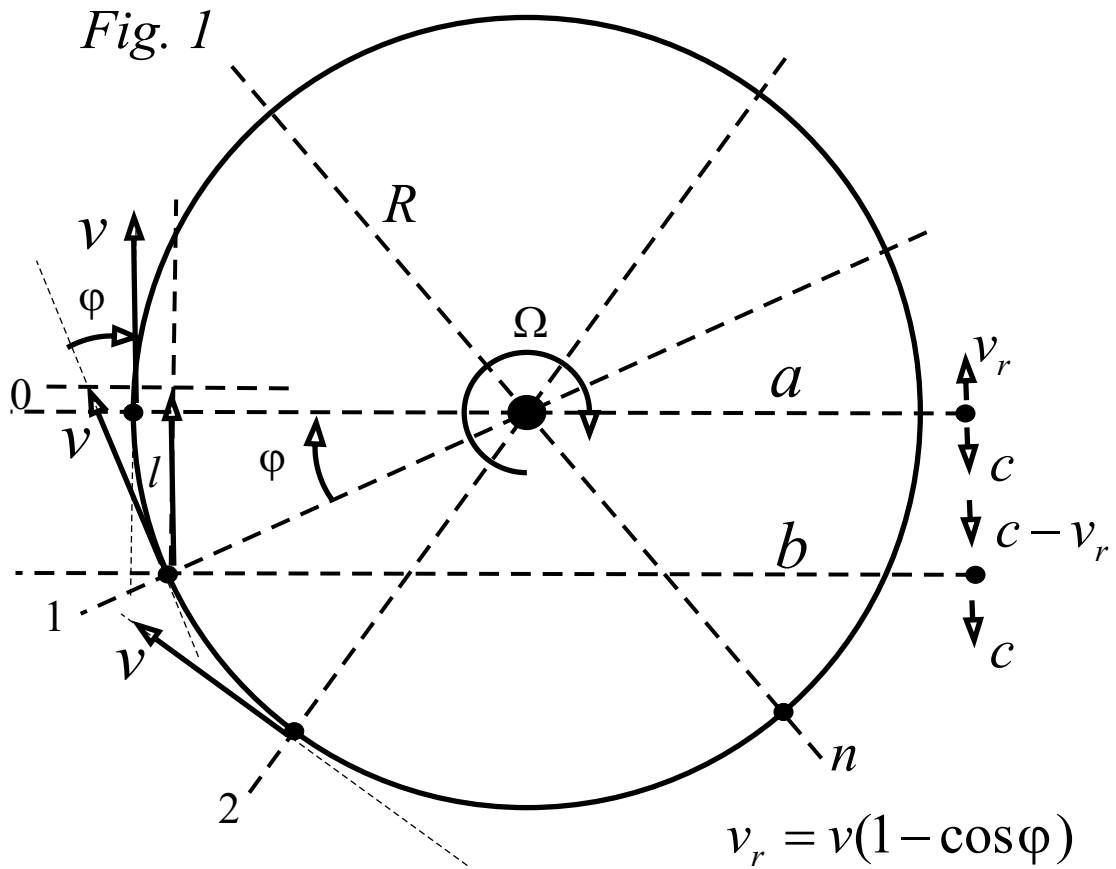


Figure 5: Sagnac experiment

Fig. 1 of Fig. 5 shows the arrangement with a light source at point “0” and a detector for the two counter-rotating light rays also at point “0”. Mirrors are placed at points “1”, “2”,”n” of the ring. The tangential speed of the rotating arrangement is “v”.

Points “0” and “1” are placed in the parallel planes “a” and “b”. For the time a photon of the length L and wavelength λ takes to pass from plane “a” to plane “b” the relative speed between them of $v_r = v(1 - \cos \varphi)$ can be assumed constant. If we imagin

that plane “a” moves relative to plane “b” then, according to the emission theory, the speed of the ray that leaves “a” in the direction of “ b “ has the speed $v_{b_i} = c - v_r$ as shown in Fig. 2 of Fig. 5.

Also according to the emission theory the output wavelength λ_{a_o} at “a” must be equal to the input wavelength λ_{b_i} . We get for the frequencies ν

$$\lambda_{b_i} = \frac{c - v_r}{\nu_{b_i}} = \lambda_{a_o} \quad \rightarrow \quad \nu_{b_i} = \frac{c - v_r}{\lambda_{a_o}} \quad (6)$$

The frequencies at the input and output of plane “b” must be equal

$$\nu_{b_i} = \frac{c - v_r}{\lambda_{a_o}} = \nu_{b_o} = \frac{c}{\lambda_{b_o}} \quad \rightarrow \quad \lambda_{b_o} = \frac{c}{c - v_r} \lambda_{a_o} \quad (7)$$

Writing the last equation with the nomenclature used for the points “0” and “1” we get

$$\lambda_{1_o} = \frac{c}{c - v_r} \lambda_{0_o} \quad (8)$$

and for the points “1” and “2” we get

$$\lambda_{2_o} = \frac{c}{c - v_r} \lambda_{1_o} = \left(\frac{c}{c - v_r} \right)^2 \lambda_{0_o} \quad (9)$$

Generalising for “n” we get for the ray in counter clock direction

$$\lambda_{n_o} = \left(\frac{c}{c - v_r} \right)^n \lambda_{0_o} = \frac{1}{(1 - v_r/c)^n} \lambda_{0_o} \quad (10)$$

and for the ray in clock direction

$$\lambda'_{n_o} = \left(\frac{c}{c + v_r} \right)^n \lambda_{0_o} = \frac{1}{(1 + v_r/c)^n} \lambda_{0_o} \quad (11)$$

With

$$(1 \pm v_r/c)^{-n} = 1 \mp n(v_r/c) + \frac{n(n+1)}{2!} (v_r/c)^2 \mp \dots \quad \text{for } |v_r/c| < 1 \quad (12)$$

neglecting all non linear terms we get for the wavelength

$$\lambda_{detect} = 1 + n(v_r/c)\lambda_{0_o} \quad \lambda'_{detect} = 1 - n(v_r/c)\lambda_{0_o} \quad (13)$$

and for the difference

$$\Delta\lambda_{detect} = \lambda_{detect} - \lambda'_{detect} = 2 n(v_r/c)\lambda_{0_o} \quad (14)$$

With R the radius of the ring we have that $\Omega = v/R$ and with $v_r = v(1 - \cos \varphi)$ we get

$$\Delta\lambda_{detect} = 2 n \frac{R(1 - \cos \varphi)\lambda_{0o}}{c} \Omega \quad (15)$$

For $n \gg 1$ and with l the length of the arc on the ring between two consecutive mirrors, we can write that $2\pi R m \approx n l$ with m the number of windings of the fibre coil. We also have that $\cos \varphi \approx 1 - \varphi^2/2$ and that $\varphi = l/R$. We get

$$\Delta\lambda_{detect} = 2 \pi m \frac{l}{c} \lambda_{0o} \Omega \quad (16)$$

The wavelength difference between the clock and anticlockwise waves that arrive at the detector at “0” is proportional to the angular speed Ω of the arrangement.

The interference of two sinusoidal waves with nearly the same frequencies ν and wavelengths λ is given with

$$F(r, t) = 2 \cos \left[2\pi \left(\frac{r}{\lambda_{mod}} - \Delta\nu t \right) \right] \sin \left[2\pi \left(\frac{r}{\lambda} - \nu t \right) \right] \quad \lambda_{mod} \approx \frac{\lambda^2}{\Delta\lambda} \quad (17)$$

For our case it is $\Delta\nu = 0$ and $\Delta\lambda = \Delta\lambda_{detect}$ and we get

$$F(r, t) = 2 \cos \left[4\pi^2 m \frac{l}{\lambda_0 c} r \Omega \right] \sin \left[2\pi \left(\frac{r}{\lambda_0} - \nu_0 t \right) \right] \quad (18)$$

For a given arrangement the argument of the sinus wave varies with r for a given Ω following a cosinus function.

For the intensity of the interference of two light waves with equal frequencies but differing phases we have

$$I(r) = I_1(r) + I_2(r) + 2 \sqrt{I_1(r) I_2(r)} \cos[\varphi_1(r) - \varphi_2(r)] \quad (19)$$

The phases are in our case

$$\varphi_1(r) = 2\pi \frac{r}{\lambda_0^2} \Delta\lambda_{detect} \quad \varphi_2(r) = - 2\pi \frac{r}{\lambda_0^2} \Delta\lambda_{detect} \quad (20)$$

The intensity of the interference fringes are given with

$$I(r) = I_1(r) + I_2(r) + 2 \sqrt{I_1(r) I_2(r)} \cos \left[4\pi^2 m \frac{l}{\lambda_0 c} r \Omega \right] \quad (21)$$

The fringes of the intensity vary with r for a given Ω following a cosinus function .

We have derived the interference patterns for the Sagnac arrangement based on the emission postulates that light is emitted with light speed c relative to its source

and that light is refracted or reflected with light speed independent of the input speed. There is no incompatibility with “relativity based on absolute time and space”.

4 Binary pulsar.

Fig 6 shows the speed of photons in the direction of earth of a binary pulsar. At the points A and B the speed u_{earth} in the direction of the earth has a maximum and a minimum respectively.

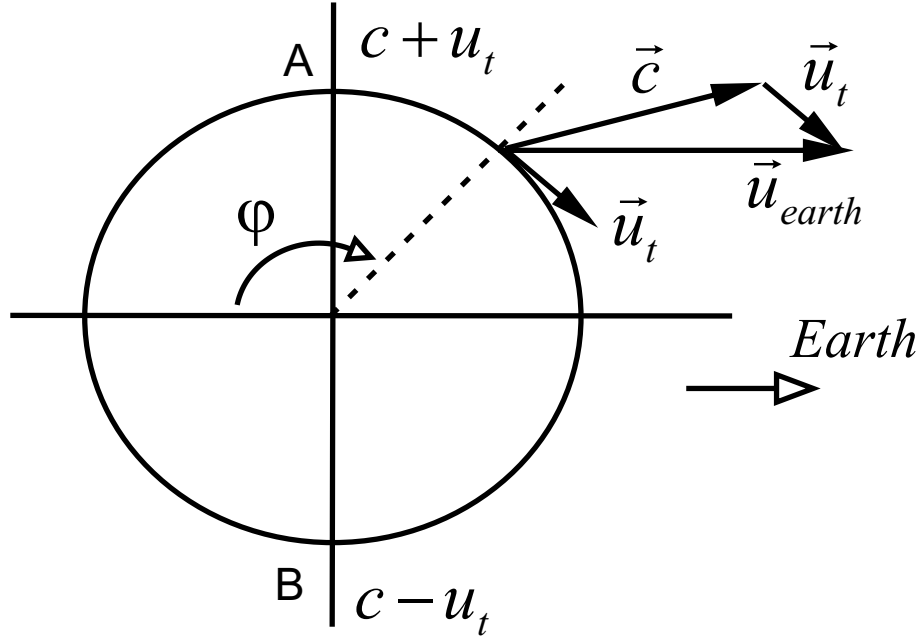


Figure 6: Speed of photons at an Binary Pulsar.

We will analyse the shape of the signal composed by a sequence of bursts generated at A and B along the x-axis that extend from the binary pulsar to the earth.

For the purpose of our analyses it is enough to represent each sequence of bursts generated at A or B by the first two terms " $1 + \sin$ " of the Fourier series and then add them according to

$$[1 + \sin \alpha] + [1 + \sin \beta] = 2 + 2 \sin \frac{\alpha + \beta}{2} \cos \frac{\alpha - \beta}{2} \quad (22)$$

where

$$\alpha = \frac{2\pi}{\lambda_1}[x + u_1 t_1] \quad \text{and} \quad \beta = \frac{2\pi}{\lambda_2}[x + u_2 t_2] \quad (23)$$

and $u_1 = c - u$, $u_2 = c + u$, $\lambda_1 = (c - u) T$, $\lambda_2 = (c + u) T$ and $t_2 = t_1 - T/2$ with T the time of the period of the pulsar.

Making the corresponding substitutions we get

$$\frac{\alpha + \beta}{2} = \frac{2\pi c}{(c^2 - u^2)T} x + 2\pi \frac{t}{T} - \frac{\pi}{2} \quad (24)$$

and

$$\frac{\alpha - \beta}{2} = \frac{2\pi u}{(c^2 - u^2)T} x + \frac{\pi}{2} \quad (25)$$

The envelope $\cos(\alpha - \beta)/2$ is independent of the time t and has zeros at $(\alpha - \beta)/2 = (2n + 1)\pi/2$ with $n = 0; 1, 2, \dots$. We get for the zeros of the envelope on the x-axis

$$x_n = n \frac{(c^2 - u^2)}{2u} T \quad (26)$$

and for the distance between two consecutive zeros

$$D = x_{n+1} - x_n = \frac{(c^2 - u^2)}{2u} T \quad (27)$$

At the fix points x_n along the x-axis where the envelope $\cos(\alpha - \beta)/2$ is zero, the bursts generated at A and B alternate with the period $T/2$ in the same way as at the origin for $x = 0$ where the binary pulsar is located.

The concept is shown in Fig 7.

We conclude, that at each distance $x = nD$ from the binary pulsar which is an integer multiple of D a periodic change of the frequency between blue and red with the period T will be detected. For distances $x = (n + 1/2)D$ which fall between two zeros a periodic signal with mixed blue and red frequencies will be detected .

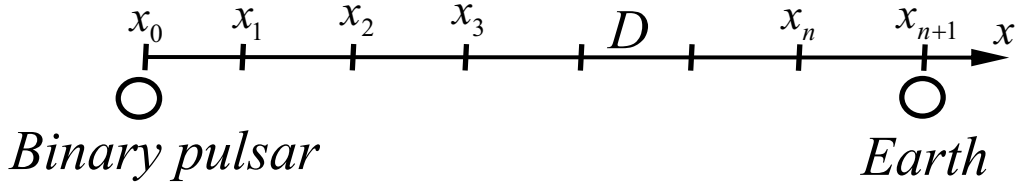


Figure 7: Periodic distances at a Binary Pulsar.

Calculation example:

For the calculations the PSR B1913+16 also known as Hulse-Taylor binary is used. The period of the orbital motion is 7.75 hours and the average orbital velocity of the

star is 300 km/s.

$$T = 2.79 \cdot 10^4 \text{ s} \quad u = 3.0 \cdot 10^5 \text{ m/s} \quad c = 3.0 \cdot 10^8 \text{ m/s} \quad (28)$$

The period of the signal along the x-axis is

$$D = \frac{(c^2 - u^2)}{2u} T = 4.185 \cdot 10^{15} \text{ m} = 0.44 \text{ ly} \quad (29)$$

The distance between the PSR B1913+16 and the earth is thus an integer multiple of 0.44 *ly*.

Note: The representation of a star rotating a neutral mass to explain the bursts of x-rays that change periodically from blue to red was introduced based on the Doppler effect. Another possible representation is a steady star that changes periodically the frequency of the bursts because of a frequency modulation caused by some unknown effect.

5 Interpretation of Data in a theoretical frame.

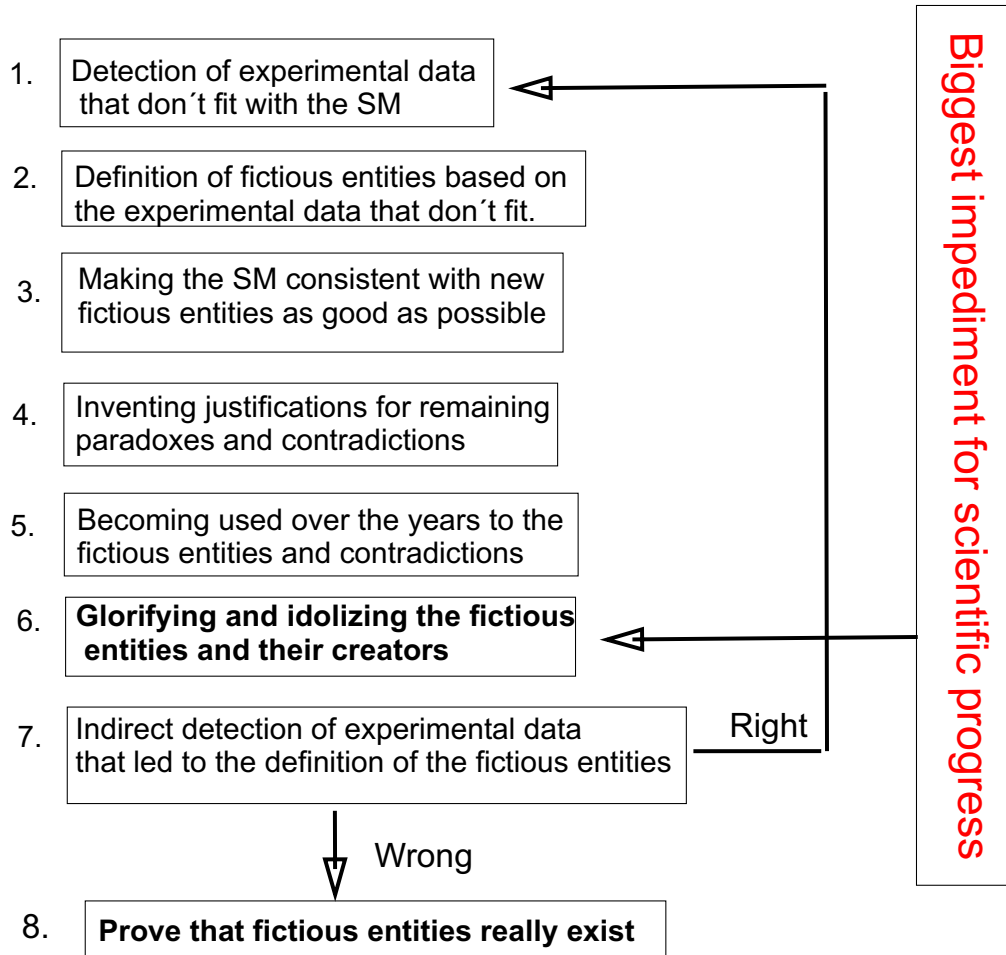
A theory like our Standard Model was improved over time to match with experimental data introducing fictious entities (particle wave, gluons, gravitons, dark matter, dark energy, time dilation, length contraction, Higgs particle, Quarks, Axions, etc.) and helpmates (duality principle, equivalent principle, uncertainty principle, violation of energy conservation, etc.) taking care that the theory is as consistent and free of paradoxes as possible. The concept is shown in Fig. 8. These improvements were integrated to the existing model trying to modify it as less as possible what led, with the time, to a model that resembles a monumental patchwork. To return to a mathematical consistent theory without paradoxes (contradictions) a completely new approach is required that starts from the basic picture we have from a particle. “E & R” UFT is such an approach representing particles as focal points in space of rays of FPs. This representation contains from the start the possibility to describe interactions between particles through their FPs, interactions that the SM with its particle representation attempts to explain with fictious entities.

Fig. 8 is an organigram where the main steps of the integration of fictious entities to the SM are shown. All experiments where the previously defined fictious entities are indirectly detected (point 7. of Fig. 8) are not a confirmation of the existence of the fictious entities (point 8. of Fig. 8), they are simply the confirmation that the model was made consistent with the fictious entities (point 3. of Fig. 8).

All experiments where time dilation or length contraction are apparently measured are indirect measurements and where the experimental results are explained with time

dilation or length contraction, which stand for the interactions between light and the measuring instruments, interactions that were omitted.

Fallacy used to conclude that the existence of fictitious entities is experimentally proven



Fictitious entities of the SM

Particle wave
 Gravitons
 Dark energy
 Length contraction
 Quarks
 Gluons
 Dark matter
 Time dilation
 Higgs
 Axions

Helpmates of the SM

Duality principle
 Equivalent principle
 Uncertainty principle
 Violation of energy conservation (Feynman)

Figure 8: Fallacy used to conclude that fictitious entities really exist

In the case of the increase of the life time of moving muons the increase is because of the interactions between the FPs of the muons with the FPs of the matter that constitute the real frame relative to which the muons move. To explain it with time dilation only avoids that scientists search for the real physical origin of the increase of the life time.

6 Resume.

The results of the Sagnac experiment analyzed with the Standard Model (SM) are easily explained with non relativistic equations assuming that light moves with light speed independent of its source, but are not compatible with Special Relativity.

The assumption of our standard model that light moves with light speed c independent of the emitting source induces the existence of an absolute reference frame or ether, but at the same time the model is not compatible with such absolute frames.

The objections made by Willem de Sitter in 1913 about Emission Theories based on a star in a double star system, is based on a representation of light as a continuous wave and not as bursts of sequences of FPs with opposed transversal angular momenta with equal length L .

With the quantized representation of photons and the postulates of the “E & R” UFT that photons are emitted with light speed “ c ” relative to the emitting source and the reflecting and refracting surfaces, the results of the Sagnac experiment are explained in a natural way and without inconsistencies and incompatibilities with “Relativity based on absolute time and space”.

Bibliography

Note: The present approach is based on the concept that fundamental particles are constantly emitted by electrons and positrons and constantly regenerate them. As the concept is not found in mainstream theory, no existing paper can be used as reference.

1. Günter Lehner. **Elektromagnetische Feldtheorie.** 7. bearbeitete Auflage 2010. Springer Verlag.
2. Hering · Martin · Stohrer. **Physik für Ingenieure.** Vierte, verbesserte Auflage 1992. VDI Verlag.
3. Albrecht Lindner. **Grundkurs Theoretische Physik.** Teubner Verlag, Stuttgart 1994.
4. Georg Joos. **Lehrbuch der Theoretischen Physik.** 15., völlig neu bearbeitete Auflage 1989. AULA-Verlag Wiesbaden.
5. Max Schubert / Gerhard Weber. **Quantentheorie, Grundlagen und Anwendungen.** Spektrum, Akad. Verlag 1993.
6. Harald Klingbeil. **Electromagnetische Feldtheorie.** 2. überarbeitete Auflage 2011, Vieweg + Teubner Verlag.

7. Benenson · Harris · Stocker · Lutz. **Handbook of Physics**. Springer Verlag 2001.
8. B.R. Martin & G. Shaw. **Particle Physics**. John Wiley & Sons 2003.
9. Stephen G. Lipson. **Optik**. Springer Verlag 1997.
10. Osvaldo Domann. **“Emission & Regeneration” Unified Field Theory**. June 2003. www.odomann.com.